



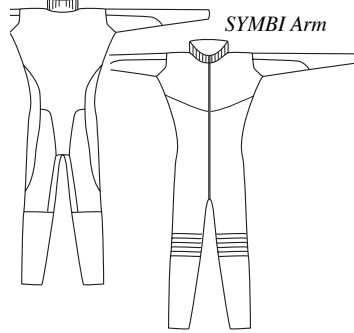
The Airfield, Headcorn, Kent, TN27 9HX, UK  
 Tel 01622 890967 - Fax 01622 891236  
 Email symbiosis.suits@btinternet.com  
 www.symbiosis.suits.btinternet.co.uk

## ORDER FORM - Hip Suit

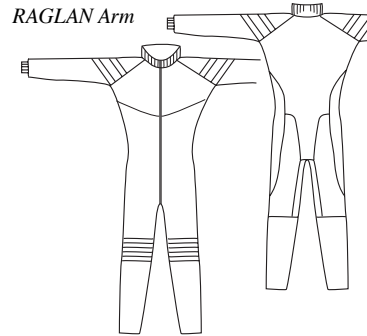
Name \_\_\_\_\_  
 Sex \_\_\_\_\_  
 Address \_\_\_\_\_  
 \_\_\_\_\_  
 Country \_\_\_\_\_  
 Tel/Fax \_\_\_\_\_  
 Email \_\_\_\_\_

Office Use Only	
Date Received	
Amount Paid	
Notes	

THE SYMBI HIP suit has a completely stretch 'spandex' body and legs, designed for maximum comfort and flexibility. There are two choices of arm available - The Symbi



*SYMBI Arm* arm (in either spandex or poly cotton or the RAGLAN arm in poly cotton (with or without stripes). The suit comes equipped with short leg zips, padded knees and a choice of high or low collar.

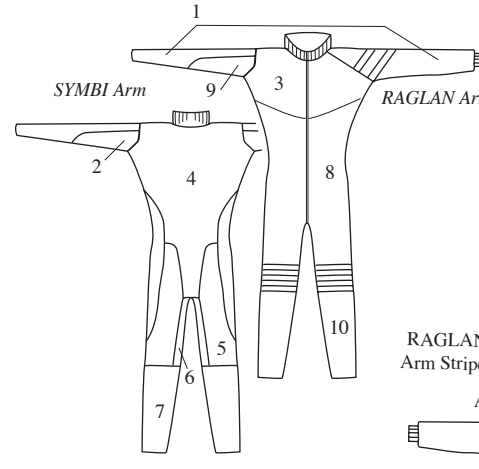


	<b>HIP SUIT</b>		<b>£185</b>
	<b>Symbi Arms</b>	Stretch	
		Poly Cotton	
	<b>Raglan Arms</b>	Stripes	<b>£20</b>
		Plain	
	<b>Collar</b>	High	
		Low	
<b>Post &amp; Packing</b>	Rush Order		<b>£45</b>
	UK		<b>£11</b>
	Europe		<b>£16</b>
	Outside Europe		<b>£28</b>
Payment for the full amount must accompany each order		<b>TOTAL ENCLOSED</b>	

## COLOURS

CHOOSE YOUR COLOURS WITH A CROSS IN THE BOXES ON THE RIGHT.

If your design is not symmetrical write your colour choice on the drawings. Some colours are not a perfect match in the different fabrics. If in doubt, see fabric sample book.



PANELS COLOURS	1	2	3	4	5	6	7	8	9	10	Raglan Arm Stripes				
	A	B	C	D	E	A	B	C	D	E					
Black															
Dark Grey															
Light Grey															
White															
Navy Blue															
Royal Blue															
Sky Blue															
Turquoise															
Jade Green															
Kelly Green															
Neon Green	■		■												
Neon Yellow															
Golden Yellow															
Orange															
Red															
Bergundy															
Raspberry	■		■												
Deep Pink															
Neon Pink															
Purple															
Lilac	■		■												

## MEASUREMENTS

**Please take your measurements carefully.** We are unable to make your suit fit without your correct measurements. Study the diagram to assist you. Get someone to help you and double check each measurement. Measure yourself over a T-shirt and thin trousers.

**Do not add anything to your measurements.**

**If we receive incorrect measurements, we will have to charge for modifications.**

**Take all these measurements around the widest part, except the waist.**

HEIGHT \_\_\_\_\_

WEIGHT \_\_\_\_\_

SHOULDERS \_\_\_\_\_

CHEST \_\_\_\_\_

Across the back from one shoulder seam to the other. Straight tape

Widest part - Around nipple

ARM \_\_\_\_\_

Girls - CUP SIZE \_\_\_\_\_

From the shoulder seam of a shirt to the bone of the wrist.

WAIST \_\_\_\_\_

Narrowest Part

FOREARM \_\_\_\_\_

HIP \_\_\_\_\_

Widest part of the muscle.

Widest part around the buttocks

BICEP \_\_\_\_\_

THIGH \_\_\_\_\_

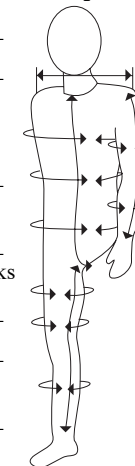
Widest part of muscle with the bicep relaxed.

LOWER THIGH \_\_\_\_\_

125mm above knee

CALF \_\_\_\_\_

Widest part of muscle



BODY \_\_\_\_\_

Be VERY careful with this measurement! Stand up straight, measure from under the crutch where the seams of your trousers meet, up the front to the collar of a close fitting T-shirt.

INSEAM \_\_\_\_\_

From the crutch to the ankle bone.

SHOE SIZE \_\_\_\_\_

(for booties only)